



Jindal Vidya Mandir, Vidyanagar

Academic Year 2023-24

Growing minds Learning Grounds





JVM -Pre primary wing has planned "Real world learning week".

Children will be visiting various places around us. Which will help the children in following :

- A visit to an area outside of the normal classroom where children can try new things, have different experiences, and learn valuable life lesson.
- Enhances their critical thinking skills and gives students a chance to think about a topic or theme from a different perspective.
- Real world learning experience
- Socio-Emotional Growth
- Reconnect the topic with academic



Jindal Vidya Mandir, Vidyanagar

Day 1

5 April 2023

Visit to a Park

Duration : 2 hours

Timings: 8.30am to 10.30am

Learning Outcomes	Students will be able to learn about Nature-	Plants, Trees, Flowers, Birds, Pond, Slides	
	Students will be able to learn the joys of keeping fit-	Walking, games, workouts	
	Students will be able to learn about the map of the place-	Distance between their home to park, what is surrounded to park, locations and identifications	
Assemble – Story Time	Morning students to assemble in school and have story time with the class teacher- 30 Mins	https://youtube.com/watch?v=PjMhBxJ8I5M&feature=share	Flash cards- Morning, Park, Swing, up and down, Bike around and around, Ball, Back and forth, Kite , up and up, Friends, giggle
Sing along	Sing Song along with teacher-10 Mins	https://youtube.com/watch?v=veSR2BZ_Cfg&feature=share	Teacher will sing and students will repeat after the teacher
Visit to a Park	Walking and survey of the park-30 mins	Teacher will show the Trees, Plants , flowers, birds, pond, slides etc., with the help of flash cards to the students and give the details like- Trees- This is tall tree, Tree has roots, trunk and branches.	Students will listen and repeat.
	Work out and games time- 30 mins	Students will play in group by following the instructions given by the teacher- Games – Pass the ball, Play on slide ,Blind fold	Teacher will conduct this activity by using the rules flash cards like – Wait for your turn, start, stop, well done, etc.
	Park Map	Students will colour the picture of park map	Worksheet related to Park will be given to the students and teacher will help them to solve.
	Reflection Time	Teacher will ask question orally on Park like- What have they seen in the park? Name the flowers and their colours which they have seen today in the park? What are the games rules they learned?	
	Worksheet	Based on Visit	

Points to be noted :

- Children should be dropped and picked from the school



- Children can come in bicycle to school wearing all safety gears. They will heading towards the park. (OPJ Park - Vidyanagar Students and E Block Part for VV nagar Students) (Helmet, Knee pad etc,)

- Dress Code: Light colour, comfortable T- Shirt and Joggers/cotton pants which is suitable for summer. Cap and googles to be carried.
- Tiffin, water bottle, napkin ,pencil box and crayons in easy to carry bag pack.
- Resources to be carried by the teacher : Blue tooth speakers, Carpets, ball, worksheet and blind fold.

Note: Kindly do not send Plastic waterbottles/ tiffin boxes. Lets Say No to Plastic from Day 1.

- Send juicy fruit/ cucumber in the Box.


Name: _____

Date: 05-04-2023

Class/Sec: UKG/_____

Tr. Sign: _____

Collect the dry leaves and paste it around the picture of the lion's mane.





Jindal Vidya Mandir, Vidyanagar

Day- 1 Visit to Park

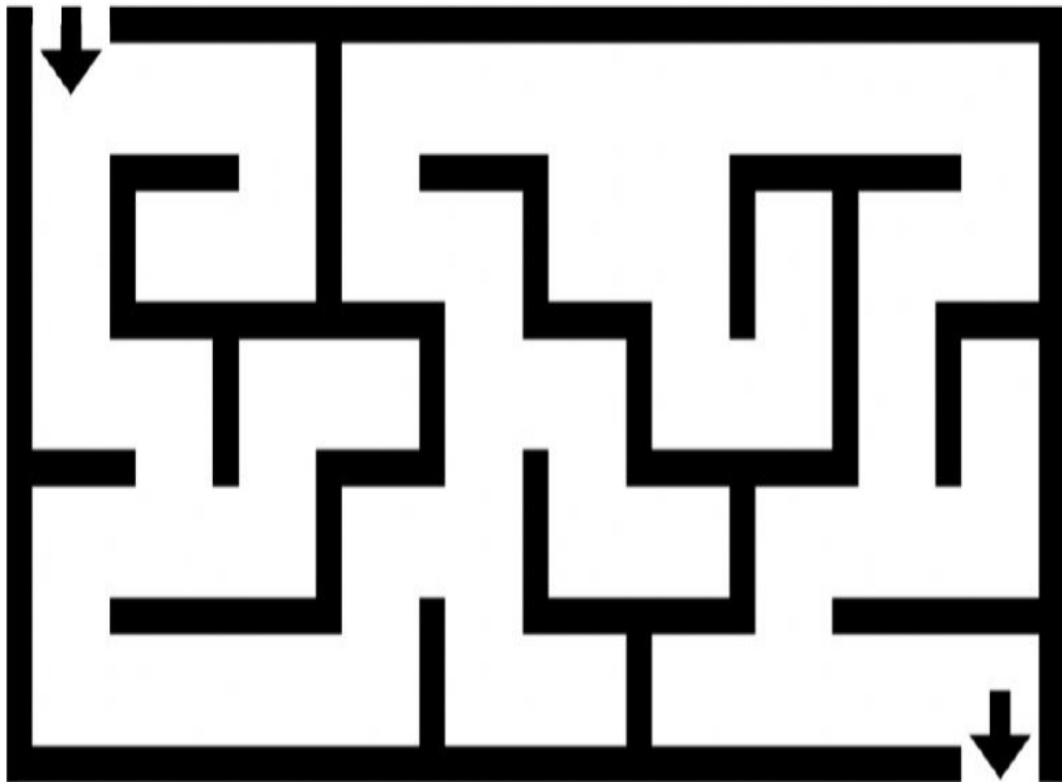
Name: _____

Date: 05-04-2023

Class/Sec: UKG/ _____

Tr. Sign: _____

Draw a route map to the park from school





Jindal Vidya Mandir, Vidyanagar

Day 2

6 April 2023

Visit to a Temple

Duration : 2 hours

Timings: 8.30am to 10.30am

Learning Outcomes	Students will be able to learn the importance of spiritual values.	Beautifully decorated idol, bells, priest, prasad.	
	Students will be able to learn the shlokas/bhajan	Prayer ,bhajan, chanting shlokas and concentration.	
	Students will be able to learn	Keeping calm through meditation and follow the rules of worship place.	
Assemble – Story Time	Morning students to assemble in school and have story time on importance of prayer with the class teacher- 30 Mins	https://youtu.be/FILAyYVsafe	Flash cards- God, Desire, relationship, pray.
Sing along	Sing Song along with teacher-10 Mins	https://www.youtube.com/watch?v=3ucCEjXS9n8	Teacher will sing and students will repeat after the teacher
Visit to a temple	Walking and survey of the temple-30 mins	Teacher will show the idol, bells & its sound, posture of praying etc with the help of flash cards to the students and give the details like- Offering things like flowers, fruits,agarbatthi ,coconut & prasad. Teacher will brief about the importance of prayer & meditation.	Rules Flash Cards: Move in line, Maintain Silence Students will listen and repeat.
	Chanting shloka time- 30 mins	Students will chant sholkas in group by following the instructions given by the teacher-sitting posture, frequency of the volume.	Teacher will start the shloka chanting by instructing & students will follow the same.
	Temple Map	Students will cut & paste the things which they have seen in the temple.	Worksheet related to temple will be given to the students and teacher will help them to solve.
	Reflection Time	Teacher will ask question orally on Temple like- What have they seen in the temple? How many bells were there? What are the shlokas we chanted at temple? Why do we go to temple? How we should behave in the temple?	
	Worksheet	Based on Visit	

Points to be noted :

- Children should be dropped and picked from the school
- Dress Code: Comfortable traditional dress for both boys and girls.
- Tiffin, water bottle, napkin ,pencil box and crayons in easy to carry bag pack.
- Resources to be carried by the teacher : Blue tooth speakers, Carpets, Musical instruments for singing bhajan.
- Note: Kindly do not send Plastic waterbottles / tiffin boxes. Lets Say No to Plastic from Day 1.
- Send any home made sweet.



Jindal Vidya Mandir, Vidyanagar

Day-2 Visit to temple



Name: _____

Date: 06-04-2023

Class/Sec: UKG/_____

Tr. Sign: _____

Colour the things you saw at the temple





Jindal Vidya Mandir, Vidyanagar

Day-2 Visit to temple

Name: _____

Date: 06-04-2023

Class/Sec: UKG/_____

Tr. Sign: _____

Draw and Colour the ladoos.



Jindal Vidya Mandir, Vidyanagar

Day 3

10 April 2023

Visit to Market

Duration : 2 hours

Timings: 8.30am to 10.30am

Learning Outcomes	Students will be able to learn about real word experience.	Food items, navigate the local market, finding the various food, vegetables, fruits, flowers, bakery items in the different shops of the supermarket.	
	Students will be able identify	Wheat, Rice, Dal, bread, butter etc.,	
	Students will be able to learn about	Chapatis are made from Wheat, Dosa is made of Rice. And learn the names of various grocery items like, puffed rice, beaten rice, suji etc.,	
Assemble – Story Time	Morning students to assemble in school and have story time with the class teacher- 30 Mins	https://youtube.com/watch?v=sgnLdqzzQNs&feature=share	Flash cards- Market, shops, fruits, vegetables, flowers, Bakery items, shop keeper.
Sing along	Sing Song along with teacher-10 Mins	https://youtube.com/watch?v=O7w2gJYAgPI&feature=share	Teacher will sing and students will repeat after the teacher
Visit to the market	Walking and survey of the – market 30 mins	Looking at various items available in the super market. Recognizing the itmes children have seen at their home kitchen, and for what it is used for.	Students will listen and repeat.
	Work out and games time- 30 mins	Children will buy few items in the visit and an eatable will be prepared by it. (Sugar and Tang)	Teacher will prepare a juice using the sugar and tang brought by the shop.
	Super market picture	Students will be identify the various things kept in the shelves.	Worksheet related to market will be given to the students and teacher will help them to solve.
	Reflection Time	Teacher will ask question orally on market like- What have they seen in the market? Name the fruits and the vegetables which they have seen today in the market? Name the list of healthy food.	
	Worksheet	Based on Visit.	

Name: _____


Date: 10-04-2023

Class/Sec: UKG/ _____

Tr. Sign: _____

Tick the things you saw at super market.


☐

☐

☐

☐

☐

☐

☐


☐

☐

☐

☐

☐

☐

☐

☐

☐

☐

☐

☐

☐



Jindal Vidya Mandir, Vidyanagar

Day-3 Visit to Market

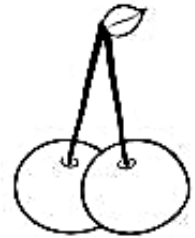

Name: _____

Date: 10-04-2023

Class/Sec: UKG/_____

Tr. Sign: _____

Identify the pictures and colour only the fruits.





Jindal Vidya Mandir, Vidyanagar

Day 4

11 April 2023

Visit to Cowshed

Duration : 2 hours

Timings: 8.30am to 10.30am

Learning Outcomes	Students will be able to learn about places	Shed, hay, grass, cow, calf	
	Students will be able to recognize the domestic animal- cow	Walking, differentiation between bird and animal, domestic and wild animal. And to recognize the external part of the cow and its sound.	
	Students will be able to learn about importance about drinking milk	Observation of extracting the milk, Dairy products, cows food. Drinking milk makes stronger.	
Assemble – Story Time	Morning students to assemble in school and have story time with the class teacher- 30 Mins	https://youtube.com/watch?v=Fxfra6Xo-2E&feature=share	Flash cards- shed Cow, calf, grass, water, milk can, cow bell, Cow boy. Cow dung. Measuring can.
Sing along	Sing Song along with teacher-10 Mins	https://youtu.be/xWh1ky4M-Hg	Teacher will sing and students will repeat after the teacher
Visit to cowshed	Walking and survey of the cow shed -30 mins	Teacher will show the Trees, grass, hay, cow, calf, cow boy, milk, measuring cans, etc with the help of flash cards to the students and give the details like- Grass- This is grass – food of cow, Milk- This is milk- yoghurt, butter, paneer, cheese are made of milk.	Students will listen and repeat.
	Work out and games time- 30 mins	Students will have a look around the cowshed by following the instructions given by the teacher. Children will name the external body part of the cow and will feed the cow with supervision of teacher and cow boy.	Teacher will conduct this activity by using the rules flash cards like – Wait for your turn, start, stop, well done, etc.
	Shed	Students will paste the picture of things made from milk.	Worksheet related to cow shed will be given to the students and teacher will help them to solve.
	Reflection Time	Teacher will ask question orally on cow shed like- What have they seen in the cow shed? How many cows were there? Who takes care of them? What are other products made from milk? What is use of cow dung?	
	Worksheet	Based on Visit	

Points to be noted :

- Children should be dropped and picked from the school
- Dress Code: Comfortable top and jeans.
- Tiffin, water bottle, napkin ,pencil box and crayons in easy to carry bag pack.
- Kindly send one glove.
- Resources to be carried by the teacher : flash cards.
- Note: Kindly do not send Plastic waterbottles / tiffin boxes.
Lets Say No to Plastic from Day 1.
- Send sandwiches.



Jindal Vidya Mandir, Vidyanagar

Day-4 Visit to Cow shed

Name: _____

Date: 11-04-2023

Class/Sec: UKG/ _____

Tr. Sign: _____

Draw :

What does Cow eat?

What does Cow give us?

What other things can be made with the help of milk?



Jindal Vidya Mandir, Vidyanagar

Day-4 Visit to Cow shed


Name: _____

Date: 11-04-2023

Class/Sec: UKG/ _____

Tr. Sign: _____

Cut and paste the pictures you that you saw in cow shed.





Jindal Vidya Mandir, Vidyanagar

Day 5

12 April 2023

Carnival

Duration : 2 hours

Timings: 8.30am to 10.30am

Learning Outcomes	Students will be able to learn about places	Carnival, game,	
	Students will be able to recognize the things in the fair	Walking, looking around the fair, identifying them.	
	Students will be able to learn about team work.	Observation of things available in the fair. Playing in the fair. Eating , tattoo goodies etc.,	
Assemble – Story Time	Morning students to assemble in school and have story time with the class teacher- 30 Mins	https://youtu.be/o5OIkOs-UjA	Flash cards- Pig, rabbit, balloon, etc.,
Sing along	Sing Song along with teacher-10 Mins	https://youtu.be/bk-mLNjFO_s	Teacher will sing and students will repeat after the teacher
Fun Fair	Walking and survey of the carnival -30 mins	Students will be accompanied by the parents, they have a look around the fair. And play their favorite game , buy favorite things and dance in rain. They will learn the words like- Fair, Fun, enjoy and Things used in rainy days like- umbrella, raincoat etc.,	Students will listen and repeat.
	Work out and games time- 30 mins	Students will play the games organized by school and enjoy. At the end they will enjoy rain dance with DJ.	Teacher will conduct this activity by using the rules flash cards like – Wait for your turn, start, stop, well done, etc.
	Fair	Students will colour the pictures they bought and played in fair.	Worksheet related to fun fair will be given to the students and teacher will help them to solve.
	Reflection Time	Teacher will ask question orally on cow shed like- What have they seen in fair? Which game did they like the most? What did they buy?	
	Worksheet	Based on Visit	

Points to be noted :

- Children should be dropped and picked from the school.
- Parents are requested to accompany the students for the carnival.
- You are requested to carry some cash to play games and buy things.
- Dress Code: White T shirt and blue jeans.
- Water bottle, napkin ,pencil box and crayons in easy to carry bag pack.
- Resources to be carried by the teacher : flash cards, arrangement for fair and rain dance.
- Note: Kindly do not send Plastic water bottles / tiffin boxes.
Lets Say No to Plastic from Day 1.



Jindal Vidya Mandir, Vidyanagar

Day-5 Carnival

Name: _____

Date: 12-04-2023

Class/Sec: UKG/ _____

Tr. Sign: _____

Identify the things that you saw in fair, cut and paste here.




Name: _____

Date: 12-04-2023

Class/Sec: UKG/ _____

Tr. Sign: _____

Colour the picture.





Jindal Vidya Mandir, Vidyanagar

Date: 17th April 2023

Day: Monday

Class: UKG

Agenda of the Day

Time	Activity
08:30 am to 09:00 am	Settling Time/prayer/Attendance/Free play
09:00 am to 09:30 am	Circle time
09:30 am to 09:50 am	Snacks break
09:50 am to 10:20 am	Literacy skills
10:20 am to 10:30 am	Closing the loop & Dispersal

Plan of the day:

Subject/Event:	Learning Outcomes	Students Activity	Resources
<u>Free Play</u>	1) SWBAT explore, discover and interact with the world around them. 2) Students will have the choice to select their favorite stations, mingle and play freely.	The student visits stations that are set up in the class and engage in play activities.	Toys, Books, blocks, and Alphabet trays will be used to set up the 4 different stations.
<u>Circle Time</u>	1) In circle time, SWBAT listen to instructions and participate. 2) SWBAT know more about their peers. Click here to open QCT Plan	Students sit in a circle on the mat/chairs and listen to others till their time to speak.	Speaking object, speakers, chairs.
<u>Literacy Skills</u>	1) SWBAT recall the alphabet with the help of phonic sounds. 2) Rhyme related to Alphabet will be recited. https://youtu.be/hq3yfQnllfQ	Students will follow the instructions and identify the alphabet. Students will match the capital letters with small letters using flash cards & wooden tray.	Worksheets
<u>Reflection time/CTL</u>	Students will recall all the activities conducted during the day and shared about the most liked activity.	Students recite the rhyme, pack the bag and carry their takeaways.	See-off cards rhyme while dispersal time.
Worksheets will be given based on the concept.			

Thank You

Name: _____


Subject: English

Class/Sec: UKG/ _____

Tr. Sign: _____

Date: 17.04.23

I. Identify the letters you find in the picture and colour them.





Jindal Vidya Mandir, Vidyanagar
Bridging the Learning Gap April 2023-24

Name: _____

Class/Sec: UKG/ _____


Date: 17.04.23

Subject: English

Tr. Sign: _____

Homework Worksheet

I. Circle the hidden letters you can find in the picture given below.





Jindal Vidya Mandir, Vidyanagar

Date: 18th April 2023

Class: UKG

Day: Tuesday

Agenda of the Day

Time	Activity
08:30 am to 09:00 am	Settling Time/prayer/Attendance/Free play
09:00 am to 09:30 am	Circle time
09:30 am to 09:50 am	Snacks break
09:50 am to 10:20 am	Numeracy skills
10:20 am to 10:30 am	Closing the Loop & Dispersal

Plan of the day:

Subject/Event:	Learning Outcomes	Students Activity	Resources
<u>Free Play</u>	1) SWBAT explore, discover and interact with the world around them. 2) Students will have the choice to select their favourite stations, mingle and play freely.	The student visit s stations that are set up in the class and engage in play activities	Toys, books, blocks, and alphabet trays will be set up at 4 different stations.
<u>Circle Time</u>	1) SWBAT listen to the instructions and participate 2) SWBAT know more about their peers. Click here to open QCT Plan	Students sit in a circle on the mat/chair and listen to others till their time to speak.	speaking object, speakers, chairs,
<u>Numeracy Skills</u>	1) SWBAT recall the concept of Big & Small by seeing the different objects and pictures that are in different sizes. 2) Rhyme related to the big & small will be recited. Click here to open rhyme 3) Story related to the big & small will be narrated. Click here to open story	Students will follow the instructions and identify the difference between the sizes of big & small objects. . Students will place the big objects in the big circle and small objects in the small circle.	Worksheets
<u>Reflection time/CTL</u>	Students will recall all the activities conducted during the day and share about the most liked activity.	Students recite the rhyme , pack the bag and carry their takeaways.	See-off cards, rhyme while dispersal)
Worksheets will be given based on the concept.			

Thank You





Jindal Vidya Mandir, Vidyanagar
Bridging the Learning Gap April 2023-24

Name: _____










Class/Sec: UKG/ _____

Date: 18.04.23

Subject: Mathematics

Tr. Sign: _____

I. Look at the picture in group A, and colour the bigger picture in group B than group A.

Group-A	Group-B	
		
		
		



Jindal Vidya Mandir, Vidyanagar
Bridging the Learning Gap April 2023-24

Name: _____

Class/Sec: UKG/ _____




Date: 18.04.23

Subject: Mathematics

Tr. Sign: _____

Homework

I. Identify and colour the smaller objects from each set.





Jindal Vidya Mandir, Vidyanagar

Date: 19th April 2023

Day: Wednesday

Class: UKG

Agenda of the Day

Time	Activity
08:30 am to 09:00 am	Settling Time/prayer/Attendance/Free play
09:00 am to 09:30 am	Circle time
09:30 am to 09:50 am	Snacks break
09:50 am to 10:20 am	General Awareness
10:20 am to 10:30 am	Closing the Loop & Dispersal

Plan of the day:

Subject/Event:	Learning Outcomes	Students Activity	Resources
<u>Free Play</u>	1) SWBAT explore, discover and interact with the world around them. 2) Students will have the choice to select their favorite stations, mingle and play freely.	The student visit stations that are set up in the class and engage in play activities	toys, books, blocks, and alphabet trays will be set up at 4 different stations.
<u>Circle Time</u>	1) SWBAT listen to the instructions and participate 2) SWBAT know more about their peers. Click here to get Plan	Students sit in a circle on the mat/chair and listen to others till their time to speak.	speaking object, speakers, chairs,
<u>General Awareness</u>	1) SWBAT recall the names of seasons. 2) SWBAT to recognize the things which were used in Summer season. 3) Rhyme related to summer season will be recited. https://youtu.be/3QvBpDLgAWg	Students will follow the instructions and Identify the things which were used in summer season and colour them. Students will count and colour the pictures.	Worksheet will be given.
<u>Reflection time/CTL</u>	Students recall all the activities conducted during the day and share about the importance of summer season.	Students recite the rhyme, pack the bag and carry their takeaways.	See-off cards, rhyme while dispersal)
Worksheets will be given based on the concept.			

Thank You

Name: _____

Class/Sec: UKG/ _____

Date: 19.04.23

Subject: General Awareness

Tr. Sign: _____

I. Colour the pictures which were used in Summer season





Jindal Vidya Mandir, Vidyanagar
Bridging the Learning Gap April 2023-24

Name: _____

Class/Sec: UKG/ _____




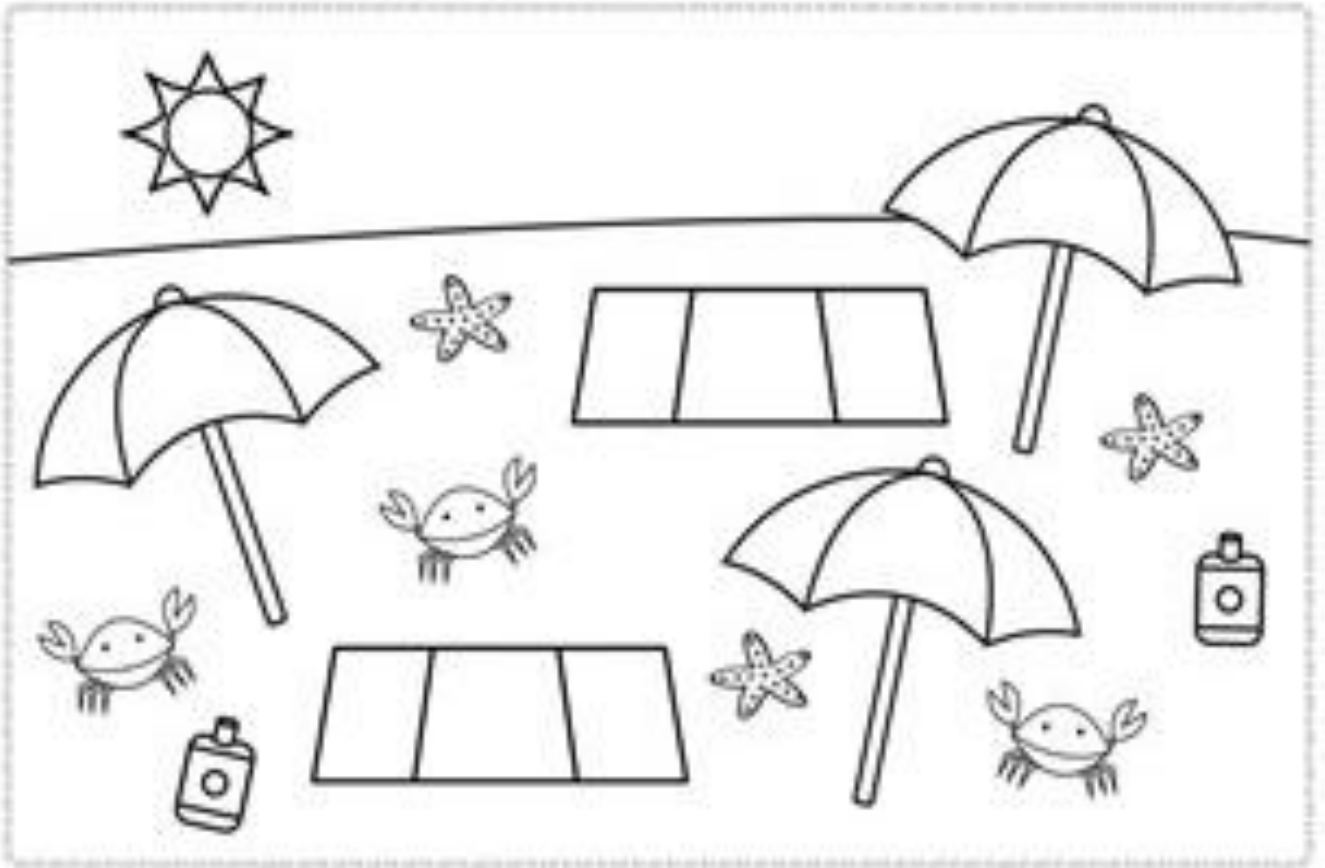
Date: 19.04.23

Subject: General Awareness

Tr. Sign: _____

Homework Worksheet

I. Count and circle the pictures.





Jindal Vidya Mandir, Vidyanagar

Date: 20th April 2023

Day: Thursday

Class : UKG

Agenda of the Day

Time	Activity
08:30 am to 09:00 am	Settling Time/prayer/Attendance/Free play
09:00 am to 09:30 am	Circle time
09:30 am to 09:50 am	Snacks break
09:50 am to 10:20 am	Literacy skills
10:20 am to 10:30 am	Closing the Loop & Dispersal

Plan of the day:

Subject/Event:	Learning Outcomes	Students Activity	Resources
<u>Free Play</u>	1) SWBAT explore, discover and interact with the world around them. 2) Students will have the choice to select their favorite stations, mingle and play freely.	The student visit s stations that are set up in the class and engage in play activities	toys, books, blocks, and alphabet trays will be set up at 4 different stations.
<u>Circle Time</u>	1) SWBAT listen to the instructions and participate 2) SWBAT know more about their peers. Click here to see QCT plan	Students sit in a circle on the mat/chair and listen to others till their time to speak.	speaking object, Bluetooth, chairs,
<u>Literacy Skills</u>	1) SWBAT recall the Vowels with the help of phonic sounds. 2) Video related to vowel & vowel words will be recited & played. https://youtu.be/b5gY1zLI94 https://youtu.be/FbiKNOIG6KA	Students will follow the instructions and identify the missing vowel letters. Students will say 5 vowel words for each letters orally to the teacher one by one.	Worksheets
<u>Reflection time/CTL</u>	Students recall all the activities conducted during the day and share about the most liked activity.	Students recite the rhyme, pack the bag and carry their takeaways.	See-off cards, rhyme while dispersal)

Worksheets will be given based on the concept.

Thank You



Name: _____

Class/Sec: UKG/ _____

Date: 20.04.23

Subject: English

Tr. Sign: _____


I) Identify the pictures and write the missing vowels.



c _ p _




f _ x _



p _ g _



m _ p _



w _ g _



j _ g _



h _ t _



w _ t _



z _ p _

Name: _____

Subject: English

Class/Sec: UKG/ _____

Tr. Sign: _____

Date: 20.04.23

Homework

I) Identify the pictures and write the missing vowels.



c b



b g



l g



b x



b b



b n



l d



c t



t p



h n



Jindal Vidya Mandir, Vidyanagar

Date: 21st April 2023

Day: Friday

Class: UKG

Agenda of the Day

Time	Activity
08:30 am to 09:00 am	Settling Time/prayer/Attendance/Free play
09:00 am to 09:30 am	Circle time
09:30 am to 09:50 am	Snacks break
09:50 am to 10:20 am	Numeracy skills
10:20 am to 10:30 am	Closing the Loop & Dispersal

Plan of the day:

Subject/Event:	Learning Outcomes	Students Activity	Resources
<u>Free Play</u>	1) SWBAT explore, discover and interact with the world around them. 2) Students will have the choice to select their favorite stations, mingle and play freely.	The student visits stations that are set up in the class and engage in play activities	toys, books, blocks, and alphabet trays will be set up a 4 different stations.
<u>Circle Time</u>	1) SWBAT listen to the instructions and participate 2) SWBAT learn about healthy habits click here to open QCT plan	Students will be following the instructions. Students will learn to use magical words like sorry, Thank you, .	speaking object, speakers, chairs, flashcards.
<u>Numeracy Skills</u>	1) SWBAT recall the concept of Long and short. 2) Long and short related rhyme will be reciting. https://youtu.be/wboCEkpPS34	❖ Students will sort the long and short things from the basket. ❖ Students will match the flash cards with the related name.	Worksheets
<u>Reflection time/CTL</u>	Students recall all the activities conducted during the day and share about the most liked activity.	Students recite the rhyme, pack the bag and carry their takeaways.	See-off cards, rhyme while dispersal)
Worksheets will be given based on the concept.			

Thank you



Jindal Vidya Mandir, Vidyanagar
Bridging the Learning Gap April 2023-24

Name: _____

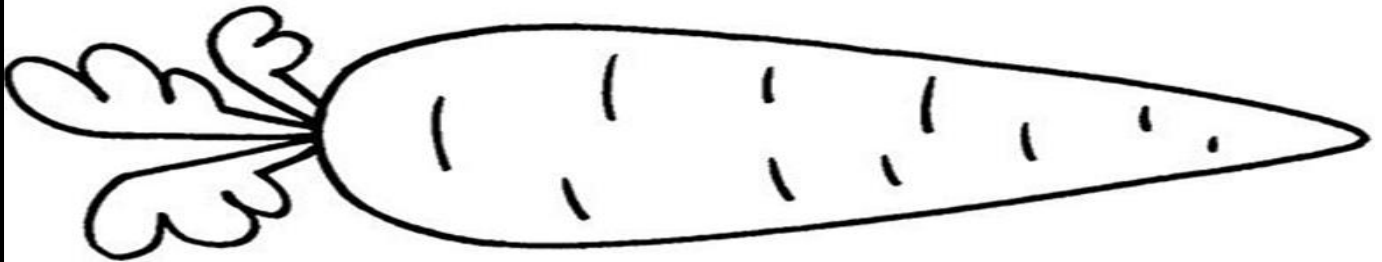


Class/Sec: UKG/ _____

Date: 21.04.23

Subject: Mathematics

Tr. Sign: _____

I. Colour the one that is longest in each set.





Jindal Vidya Mandir, Vidyanagar
Bridging the Learning Gap April 2023-24

Name: _____

Class/Sec: UKG/ _____

Date: 21.04.23

Subject: Mathematics

Tr. Sign: _____

Home work

I. Identify the long and short objects in the given sheet and paste it in the respective box.

LONG

SHORT

--	--

