



ACADEMIC PERFORMANCE

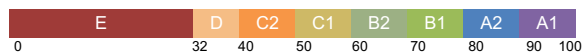
Academic Year: 2019-2020

No. of Students: NA

English

Exam	Avg. % Score	Avg. Grade	Grade Distribution E D C2 C1 B2 B1 A2 A1	# Students	# Absentees	# Pass	# Fail	Highest % Score	Lowest % Score	# Distinction	# Centum
Term 2	73.2	B1	<p>Bar chart showing grade distribution for Term 2 English: E (0), D (1), C2 (5), C1 (4), B2 (5), B1 (12), A2 (7), A1 (8).</p>	42 ● 21 ● 21	0	42 ● 21 ● 21	0	97.56 ● 97.44 ● 97.56	33.49 ● 33.49 ● 41.42	8 ● 5 ● 3	0

● Male | ● Female





ACADEMIC PERFORMANCE

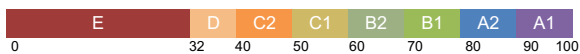
Academic Year: 2019-2020

No. of Students: NA

Mathematics

Exam	Avg. % Score	Avg. Grade	Grade Distribution E D C2 C1 B2 B1 A2 A1	# Students	# Absentees	# Pass	# Fail	Highest % Score	Lowest % Score	# Distinction	# Centum
Term 2	67.3	B2		42 ● 21 ● 21	0	41 ● 21 ● 20	1 ● 0 ● 1	97.06 ● 97.06 ● 93.69	23.96 ● 34.8 ● 23.96	8 ● 6 ● 2	0

● Male | ● Female





ACADEMIC PERFORMANCE

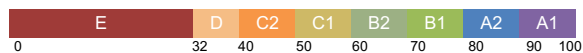
Academic Year: 2019-2020

No. of Students: NA

Science

Exam	Avg. % Score	Avg. Grade	Grade Distribution E D C2 C1 B2 B1 A2 A1	# Students	# Absentees	# Pass	# Fail	Highest % Score	Lowest % Score	# Distinction	# Centum
Term 2	66.8	B2		42 ● 21 ● 21	0	41 ● 20 ● 21	1 ● 1 ● 0	98 ● 98 ● 94.75	21.36 ● 21.36 ● 33.16	5 ● 3 ● 2	0

● Male | ● Female





ACADEMIC PERFORMANCE

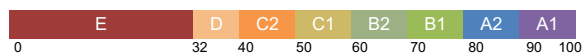
Academic Year: 2019-2020

No. of Students: NA

Social Science

Exam	Avg. % Score	Avg. Grade	Grade Distribution E D C2 C1 B2 B1 A2 A1	# Students	# Absentees	# Pass	# Fail	Highest % Score	Lowest % Score	# Distinction	# Centum
Term 2	59.6	C1		42 ● 21 ● 21	0	37 ● 19 ● 18	5 ● 2 ● 3	99.7 ● 99.7 ● 95.2	26.06 ● 26.06 ● 27.05	7 ● 5 ● 2	0

● Male | ● Female





ACADEMIC PERFORMANCE

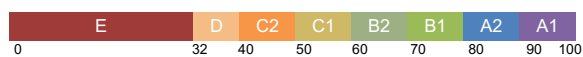
Academic Year: 2019-2020

No. of Students: NA

Hindi

Exam	Avg. % Score	Avg. Grade	Grade Distribution E D C2 C1 B2 B1 A2 A1	# Students	# Absentees	# Pass	# Fail	Highest % Score	Lowest % Score	# Distinction	# Centum
Term 2	69.7	B2		42 ● 21 ● 21	0	41 ● 20 ● 21	1 ● 1 ● 0	97.53 ● 96.85 ● 97.53	25.29 ● 25.29 ● 41.35	4 ● 3 ● 1	0

● Male | ● Female





ACADEMIC PERFORMANCE

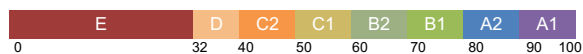
Academic Year: 2019-2020

No. of Students: NA

Marathi

Exam	Avg. % Score	Avg. Grade	Grade Distribution E D C2 C1 B2 B1 A2 A1	# Students	# Absentees	# Pass	# Fail	Highest % Score	Lowest % Score	# Distinction	# Centum
Term 2	72.3	B1		42 ● 21 ● 21	0	41 ● 20 ● 21	1 ● 1 ● 0	96.65 ● 96.65 ● 95.34	30.05 ● 30.05 ● 37.04	4 ● 3 ● 1	0

● Male | ● Female





ACADEMIC PERFORMANCE

Academic Year: 2019-2020

No. of Students: NA

Overall

Exam	Avg. % Score	Avg. Grade	Grade Distribution							# Students	# Absentees	# Pass	# Fail	Highest % Score	Lowest % Score	# Distinction	# Centum	
			E	D	C2	C1	B2	B1	A2									A1
Term 2	68.2	B2	1	1	5	6	8	12	4	5	42 ● 21 ● 21	0	41 ● 20 ● 21	1 ● 1 ● 0	96.73 ● 96.73 ● 95.68	28.51 ● 28.51 ● 38.1	5 ● 4 ● 1	0

● Male | ● Female

