

ACADEMIC PERFORMANCE



JINDAL VIDYA MANDIR,
RATNAGIRI

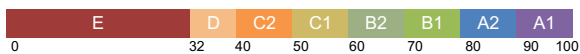
Academic Year: 2019-2020

No. of Students: NA

English

Exam	Avg. % Score	Avg. Grade	Grade Distribution								# Students	# Absentees	# Pass	# Fail	Highest % Score	Lowest % Score	# Distinction	# Centum
			E	D	C2	C1	B2	B1	A2	A1								
Term 2	62.6	B2	1	1	7	5	6	8	6	0	35	0	33	1	85.04 83.04	29.4 33.56	0	0

● Male | ● Female





ACADEMIC PERFORMANCE

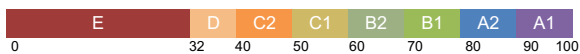
Academic Year: 2019-2020

No. of Students: NA

Mathematics

Exam	Avg. % Score	Avg. Grade	Grade Distribution E D C2 C1 B2 B1 A2 A1	# Students	# Absentees	# Pass	# Fail	Highest % Score	Lowest % Score	# Distinction	# Centum
Term 2	62.6	B2		35 ● 23 ● 12	1 ● 0 ● 1	33 ● 23 ● 10	1 ● 0 ● 1	99.88 ● 99.88 ● 79.13	28.05 ● 33.55 ● 28.05	3 ● 3 ● 0	0

● Male | ● Female





ACADEMIC PERFORMANCE

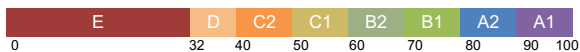
Academic Year: 2019-2020

No. of Students: NA

Science

Exam	Avg. % Score	Avg. Grade	Grade Distribution E D C2 C1 B2 B1 A2 A1	# Students	# Absentees	# Pass	# Fail	Highest % Score	Lowest % Score	# Distinction	# Centum
Term 2	52.7	C1		35 ● 23 ● 12	0	30 ● 21 ● 9	4 ● 2 ● 2	85.13 78.44	24.43 31.16 24.43	0	0

● Male | ● Female





ACADEMIC PERFORMANCE

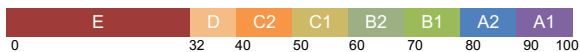
Academic Year: 2019-2020

No. of Students: NA

Social Science

Exam	Avg. % Score	Avg. Grade	Grade Distribution								# Students	# Absentees	# Pass	# Fail	Highest % Score	Lowest % Score	# Distinction	# Centum
			E	D	C2	C1	B2	B1	A2	A1								
Term 2	54.6	C1	4	5	5	6	8	3	3	0	35 ● 23 ● 12	0	29 ● 20 ● 9	5 ● 3 ● 2	86.19 ● 86.19 ● 74.64	28.2 ● 28.36 ● 28.2	0	0

● Male | ● Female





ACADEMIC PERFORMANCE

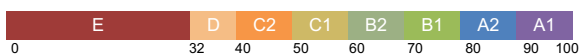
Academic Year: 2019-2020

No. of Students: NA

Hindi

Exam	Avg. % Score	Avg. Grade	Grade Distribution E D C2 C1 B2 B1 A2 A1	# Students	# Absentees	# Pass	# Fail	Highest % Score	Lowest % Score	# Distinction	# Centum
Term 2	65.3	B2		35 ● 23 ● 12	0	32 ● 22 ● 10	2 ● 1 ● 1	92.13 ● 92.13 ● 86.56	20.46 ● 20.46 ● 22.08	1 ● 1 ● 0	0

● Male | ● Female





ACADEMIC PERFORMANCE

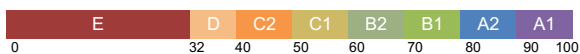
Academic Year: 2019-2020

No. of Students: NA

Marathi

Exam	Avg. % Score	Avg. Grade	Grade Distribution							# Students	# Absentees	# Pass	# Fail	Highest % Score	Lowest % Score	# Distinction	# Centum	
			E	D	C2	C1	B2	B1	A2									A1
Term 2	72.9	B1	3	0	0	4	3	9	12	4	35	0	32	3	95.89 94.41	14	4	0
										● 23 ● 12			● 22 ● 10	● 1 ● 2	● 95.89 ● 94.41	● 30.89 ● 14	● 3 ● 1	

● Male | ● Female





ACADEMIC PERFORMANCE

Academic Year: 2019-2020

No. of Students: NA

Overall

Exam	Avg. % Score	Avg. Grade	Grade Distribution							# Students	# Absentees	# Pass	# Fail	Highest % Score	Lowest % Score	# Distinction	# Centum	
			E	D	C2	C1	B2	B1	A2									A1
Term 2	60.8	B2	2	3	3	7	8	7	5	0	35	0	33	2	87.3	7	0	0
										● 23 ● 12			● 23 ● 10	● 0 ● 2	● 87.3 ● 80.04	● 36.46 ● 7		

● Male | ● Female

