



ACADEMIC PERFORMANCE

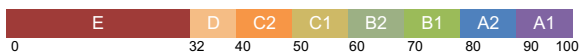
Academic Year: 2019-2020

No. of Students: NA

English

| Exam | Avg. % Score | Avg. Grade | Grade Distribution | | | | | | | | # Students | # Absentees | # Pass | # Fail | Highest % Score | Lowest % Score | # Distinction | # Centum |
|-------------|--------------|------------|--------------------|---|----|----|----|----|----|----|----------------|--------------|----------------|--------------|--------------------------|--------------------------|---------------|----------|
| | | | E | D | C2 | C1 | B2 | B1 | A2 | A1 | | | | | | | | |
| End of Year | 63.7 | B2 | 1 | 1 | 3 | 3 | 8 | 6 | 6 | 0 | 29 ● 20 ● 9 | 1 ● 1 ● 0 | 27 ● 18 ● 9 | 1 ● 1 ● 0 | 88.74 ● 88.46 ● 88.74 | 24.42 ● 24.42 ● 56.99 | 0 | 0 |

● Male | ● Female





ACADEMIC PERFORMANCE

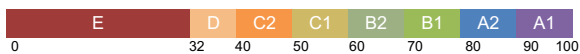
Academic Year: 2019-2020

No. of Students: NA

Mathematics

| Exam | Avg. % Score | Avg. Grade | Grade Distribution | | | | | | | # Students | # Absentees | # Pass | # Fail | Highest % Score | Lowest % Score | # Distinction | # Centum | |
|-------------|--------------|------------|--------------------|---|----|----|----|----|----|------------|-------------|--------|----------|-----------------|----------------|---------------|----------|----|
| | | | E | D | C2 | C1 | B2 | B1 | A2 | | | | | | | | | A1 |
| End of Year | 65.1 | B2 | 2 | 0 | 5 | 4 | 7 | 5 | 1 | 5 | 29 | 0 | 27 | 2 | 98.97 97.85 | 0 | 5 | 0 |
| | | | | | | | | | | ● 20 ● 9 | | | ● 18 ● 9 | | | | ● 3 ● 2 | |

● Male | ● Female





ACADEMIC PERFORMANCE

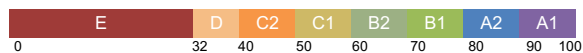
Academic Year: 2019-2020

No. of Students: NA

Science

| Exam | Avg. % Score | Avg. Grade | Grade Distribution E D C2 C1 B2 B1 A2 A1 | # Students | # Absentees | # Pass | # Fail | Highest % Score | Lowest % Score | # Distinction | # Centum |
|-------------|--------------|------------|---|----------------|-------------|----------------|--------------|--------------------------|------------------|---------------|----------|
| | | | | | | | | | | | |
| End of Year | 59.8 | C1 | | 29 ● 20 ● 9 | 0 | 25 ● 16 ● 9 | 4 ● 4 ● 0 | 97.67 ● 97.67 ● 88.99 | 5 ● 5 ● 47.76 | 2 ● 2 ● 0 | 0 |

● Male | ● Female





ACADEMIC PERFORMANCE

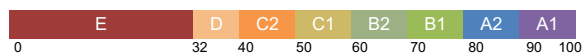
Academic Year: 2019-2020

No. of Students: NA

Social Science

| Exam | Avg. % Score | Avg. Grade | Grade Distribution E D C2 C1 B2 B1 A2 A1 | # Students | # Absentees | # Pass | # Fail | Highest % Score | Lowest % Score | # Distinction | # Centum |
|-------------|--------------|------------|---|----------------|--------------|----------------|--------------|--------------------------|--------------------------|---------------|----------|
| | | | | | | | | | | | |
| End of Year | 66.6 | B2 | | 29 ● 20 ● 9 | 1 ● 1 ● 0 | 27 ● 18 ● 9 | 1 ● 1 ● 0 | 98.97 ● 98.97 ● 97.94 | 23.89 ● 23.89 ● 51.16 | 5 ● 2 ● 3 | 0 |

● Male | ● Female





ACADEMIC PERFORMANCE

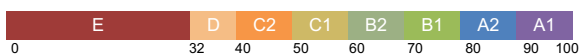
Academic Year: 2019-2020

No. of Students: NA

Hindi

| Exam | Avg. % Score | Avg. Grade | Grade Distribution | | | | | | | # Students | # Absentees | # Pass | # Fail | Highest % Score | Lowest % Score | # Distinction | # Centum | |
|-------------|--------------|------------|--------------------|---|----|----|----|----|----|------------|-------------|---------|----------|-----------------|-----------------|-----------------|----------|----|
| | | | E | D | C2 | C1 | B2 | B1 | A2 | | | | | | | | | A1 |
| End of Year | 80.5 | A2 | 0 | 1 | 0 | 0 | 3 | 3 | 14 | 7 | 29 | 1 | 28 | 0 | 97.12 | 37.65 | 7 | 0 |
| | | | | | | | | | | | ● 20 ● 9 | ● 1 ● 0 | ● 19 ● 9 | | ● 96.31 ● 97.12 | ● 37.65 ● 68.59 | ● 3 ● 4 | |

● Male | ● Female



ACADEMIC PERFORMANCE



JINDAL VIDYA MANDIR,
RATNAGIRI

Academic Year: 2019-2020

No. of Students: NA

Overall

| Exam | Avg. % Score | Avg. Grade | Grade Distribution | # Students | # Absentees | # Pass | # Fail | Highest % Score | Lowest % Score | # Distinction | # Centum |
|-------------|--------------|------------|-----------------------|----------------|-------------|----------------|--------------|--------------------------|------------------|---------------|----------|
| | | | E D C2 C1 B2 B1 A2 A1 | | | | | | | | |
| End of Year | 67.2 | B2 | | 29 ● 20 ● 9 | 0 | 27 ● 18 ● 9 | 2 ● 2 ● 0 | 95.67 ● 95.67 ● 94.13 | 1 ● 1 ● 54.76 | 3 ● 2 ● 1 | 0 |

● Male | ● Female

