



ACADEMIC PERFORMANCE

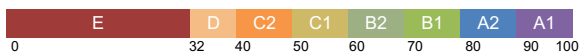
Academic Year: 2019-2020

No. of Students: NA

English

Exam	Avg. % Score	Avg. Grade	Grade Distribution							# Students	# Absentees	# Pass	# Fail	Highest % Score	Lowest % Score	# Distinction	# Centum	
			E	D	C2	C1	B2	B1	A2									A1
Evaluation 3	71.6	B1	1	3	0	4	5	12	7	4	37	0	35	1	93.42 91.98	28.36 55.48	3	0
											● 22 ● 15		● 21 ● 14	● 1 ● 0		● 28.36 ● 55.48	● 1 ● 2	

● Male | ● Female



ACADEMIC PERFORMANCE



JINDAL VIDYA MANDIR,
RATNAGIRI

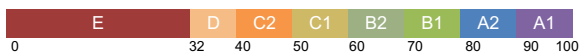
Academic Year: 2019-2020

No. of Students: NA

Mathematics

Exam	Avg. % Score	Avg. Grade	Grade Distribution E D C2 C1 B2 B1 A2 A1	# Students	# Absentees	# Pass	# Fail	Highest % Score	Lowest % Score	# Distinction	# Centum
Evaluation 3	73.7	B1		37 ● 22 ● 15	0	35 ● 21 ● 14	1 ● 1 ● 0	99 ● 99 ● 97.76	24 ● 24 ● 54.5	8 ● 5 ● 3	0

● Male | ● Female





ACADEMIC PERFORMANCE

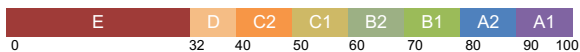
Academic Year: 2019-2020

No. of Students: NA

Science

Exam	Avg. % Score	Avg. Grade	Grade Distribution E D C2 C1 B2 B1 A2 A1	# Students	# Absentees	# Pass	# Fail	Highest % Score	Lowest % Score	# Distinction	# Centum
Evaluation 3	77.8	B1		37 ● 22 ● 15	0	35 ● 21 ● 14	1 ● 1 ● 0	99.18 ● 99.18 ● 97.9	18.86 ● 18.86 ● 45.28	9 ● 4 ● 5	0

● Male | ● Female





ACADEMIC PERFORMANCE

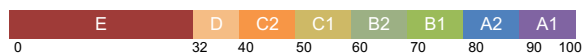
Academic Year: 2019-2020

No. of Students: NA

Hindi

Exam	Avg. % Score	Avg. Grade	Grade Distribution								# Students	# Absentees	# Pass	# Fail	Highest % Score	Lowest % Score	# Distinction	# Centum
			E	D	C2	C1	B2	B1	A2	A1								
Evaluation 3	79.3	B1	1	2	1	0	4	4	14	10	37	0	35	1	97.58	22.6	10	0
											● 22 ● 15			● 21 ● 14	● 95.5 ● 97.58	● 22.6 ● 65.86	● 4 ● 6	

● Male | ● Female





ACADEMIC PERFORMANCE

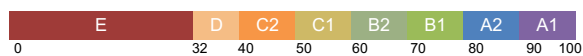
Academic Year: 2019-2020

No. of Students: NA

Marathi

Exam	Avg. % Score	Avg. Grade	Grade Distribution								# Students	# Absentees	# Pass	# Fail	Highest % Score	Lowest % Score	# Distinction	# Centum
			E	D	C2	C1	B2	B1	A2	A1								
Evaluation 3	79.1	B1	1	0	3	1	2	8	11	10	37	0	35	1	98.88 95.76 - 98.88	18.6 18.6 - 59.62	10 4 - 6	0

● Male | ● Female



ACADEMIC PERFORMANCE



JINDAL VIDYA MANDIR,
RATNAGIRI

Academic Year: 2019-2020

No. of Students: NA

Overall

Exam	Avg. % Score	Avg. Grade	Grade Distribution	# Students	# Absentees	# Pass	# Fail	Highest % Score	Lowest % Score	# Distinction	# Centum
			E D C2 C1 B2 B1 A2 A1								
Evaluation 3	76.3	B1		37 ● 22 ● 15	0	35 ● 21 ● 14	1 ● 1 ● 0	96.3 ● 95.29 ● 96.3	22.48 ● 22.48 ● 59.51	5 ● 2 ● 3	0

● Male | ● Female

