



ACADEMIC PERFORMANCE

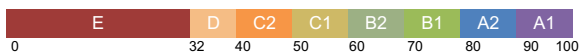
Academic Year: 2019-2020

No. of Students: NA

English

Exam	Avg. % Score	Avg. Grade	Grade Distribution E D C2 C1 B2 B1 A2 A1	# Students	# Absentees	# Pass	# Fail	Highest % Score	Lowest % Score	# Distinction	# Centum
Evaluation 3	72.5	B1		38 ● 22 ● 16	0	38 ● 22 ● 16	0	95.58 ● 88.82 ● 95.58	44.68 ● 48.56 ● 44.68	2 ● 0 ● 2	0

● Male | ● Female



ACADEMIC PERFORMANCE



JINDAL VIDYA MANDIR,
RATNAGIRI

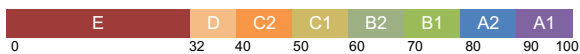
Academic Year: 2019-2020

No. of Students: NA

Mathematics

Exam	Avg. % Score	Avg. Grade	Grade Distribution E D C2 C1 B2 B1 A2 A1	# Students	# Absentees	# Pass	# Fail	Highest % Score	Lowest % Score	# Distinction	# Centum
Evaluation 3	75.4	B1		38 ● 22 ● 16	0	38 ● 22 ● 16	0	99.12 ● 97.5 ● 99.12	34.38 ● 34.38 ● 51.76	12 ● 5 ● 7	0

● Male | ● Female





ACADEMIC PERFORMANCE

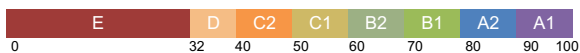
Academic Year: 2019-2020

No. of Students: NA

Science

Exam	Avg. % Score	Avg. Grade	Grade Distribution E D C2 C1 B2 B1 A2 A1	# Students	# Absentees	# Pass	# Fail	Highest % Score	Lowest % Score	# Distinction	# Centum
Evaluation 3	73.2	B1		38 ● 22 ● 16	0	36 ● 20 ● 16	2 ● 2 ● 0	98.96 ● 93.58 ● 98.96	21.96 ● 21.96 ● 34.32	12 ● 4 ● 8	0

● Male | ● Female





ACADEMIC PERFORMANCE

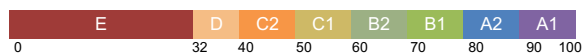
Academic Year: 2019-2020

No. of Students: NA

Hindi

Exam	Avg. % Score	Avg. Grade	Grade Distribution								# Students	# Absentees	# Pass	# Fail	Highest % Score	Lowest % Score	# Distinction	# Centum
			E	D	C2	C1	B2	B1	A2	A1								
Evaluation 3	79	B1	0	0	0	5	5	5	14	9	38	0	38	0	97.62	50.48	8	0
											● 22 ● 16		● 22 ● 16		● 94.1 ● 97.62	● 50.48 ● 52.4	● 2 ● 6	

● Male | ● Female





ACADEMIC PERFORMANCE

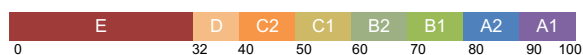
Academic Year: 2019-2020

No. of Students: NA

Marathi

Exam	Avg. % Score	Avg. Grade	Grade Distribution E D C2 C1 B2 B1 A2 A1	# Students	# Absentees	# Pass	# Fail	Highest % Score	Lowest % Score	# Distinction	# Centum
Evaluation 3	74.6	B1		38 ● 22 ● 16	0	38 ● 22 ● 16	0	98.82 ● 97.7 ● 98.82	38.62 ● 41.56 ● 38.62	11 ● 4 ● 7	0

● Male | ● Female



ACADEMIC PERFORMANCE



JINDAL VIDYA MANDIR,
RATNAGIRI

Academic Year: 2019-2020

No. of Students: NA

Overall

Exam	Avg. % Score	Avg. Grade	Grade Distribution	# Students	# Absentees	# Pass	# Fail	Highest % Score	Lowest % Score	# Distinction	# Centum
			E D C2 C1 B2 B1 A2 A1								
Evaluation 3	74.9	B1		38 ● 22 ● 16	0	38 ● 22 ● 16	0	97.62 ● 92.79 ● 97.62	39.39 ● 39.39 ● 46.57	6 ● 1 ● 5	0

● Male | ● Female

