



# ACADEMIC PERFORMANCE

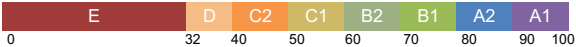
Academic Year: 2019-2020

No. of Students: NA

## English

Exam	Avg. % Score	Avg. Grade	Grade Distribution	# Students	# Absentees	# Pass	# Fail	Highest % Score	Lowest % Score	# Distinction	# Centum
			E D C2 C1 B2 B1 A2 A1								
Term 2	72.2	B1	0 0 7 5 5 11 13 5	46 ● 28 ● 18	0	46 ● 28 ● 18	0	94.26 ● 94.26 ● 92.41	40.43 ● 40.94 ● 40.43	2 ● 1 ● 1	0

● Male | ● Female





# ACADEMIC PERFORMANCE

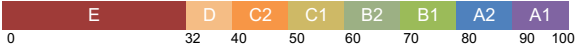
Academic Year: 2019-2020

No. of Students: NA

## Mathematics

Exam	Avg. % Score	Avg. Grade	Grade Distribution	# Students	# Absentees	# Pass	# Fail	Highest % Score	Lowest % Score	# Distinction	# Centum
			E D C2 C1 B2 B1 A2 A1								
Term 2	63.9	B2		46 	0	42 	4 	99.88 	24.69 	8 	0

Male Female





JINDAL VIDYA MANDIR,  
RATNAGIRI

# ACADEMIC PERFORMANCE

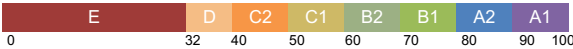
Academic Year: 2019-2020

No. of Students: NA

## Science

Exam	Avg. % Score	Avg. Grade	Grade Distribution	# Students	# Absentees	# Pass	# Fail	Highest % Score	Lowest % Score	# Distinction	# Centum
Term 2	62	B2	<div> <div>E</div> <div>D</div> <div>C2</div> <div>C1</div> <div>B2</div> <div>B1</div> <div>A2</div> <div>A1</div> </div> <div> <div>5</div> <div>5</div> <div>3</div> <div>9</div> <div>4</div> <div>6</div> <div>10</div> <div>4</div> </div>	46 ● 28 ● 18	0	41 ● 25 ● 16	5 ● 3 ● 2	96.94 ● 96.94 ● 95	14.45 ● 20.5 ● 14.45	4 ● 2 ● 2	0

● Male | ● Female





JINDAL VIDYA MANDIR,  
RATNAGIRI

# ACADEMIC PERFORMANCE

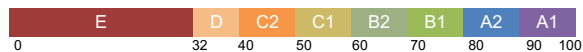
Academic Year: 2019-2020

No. of Students: NA

## Social Science

Exam	Avg. % Score	Avg. Grade	Grade Distribution E D C2 C1 B2 B1 A2 A1	# Students	# Absentees	# Pass	# Fail	Highest % Score	Lowest % Score	# Distinction	# Centum
Term 2	68.7	B2	<p>Bar chart showing grade distribution: E (4), D (3), C2 (5), C1 (6), B2 (5), B1 (1), A2 (11), A1 (11).</p>	46 ● 28 ● 18	0	42 ● 25 ● 17	4 ● 3 ● 1	99.81 ● 99.81 ● 98	17.44 ● 17.44 ● 30.14	11 ● 6 ● 5	0

● Male | ● Female





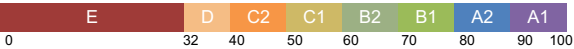
ACADEMIC PERFORMANCE

Academic Year: 2019-2020      No. of Students: NA

Hindi

Exam	Avg. % Score	Avg. Grade	Grade Distribution	# Students	# Absentees	# Pass	# Fail	Highest % Score	Lowest % Score	# Distinction	# Centum
			E D C2 C1 B2 B1 A2 A1								
Term 2	74.2	B1	0 3 1 9 3 7 13 10	46 ● 28 ● 18	0	46 ● 28 ● 18	0	95.16 ● 93.16 ● 95.16	34.6 ● 34.6 ● 38.4	8 ● 2 ● 6	0

● Male | ● Female





JINDAL VIDYA MANDIR,  
RATNAGIRI

# ACADEMIC PERFORMANCE

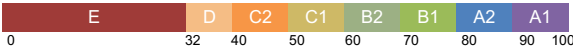
Academic Year: 2019-2020

No. of Students: NA

## Marathi

Exam	Avg. % Score	Avg. Grade	Grade Distribution	# Students	# Absentees	# Pass	# Fail	Highest % Score	Lowest % Score	# Distinction	# Centum
Term 2	79.1	B1	<div> <div>E</div> <div>D</div> <div>C2</div> <div>C1</div> <div>B2</div> <div>B1</div> <div>A2</div> <div>A1</div> </div> <div> <div>0</div> <div>1</div> <div>2</div> <div>4</div> <div>6</div> <div>5</div> <div>12</div> <div>16</div> </div>	46 ● 28 ● 18	0	46 ● 28 ● 18	0	98.19 ● 95.29 ● 98.19	34.38 ● 34.38 ● 51.73	15 ● 6 ● 9	0

● Male | ● Female





ACADEMIC PERFORMANCE

Academic Year: 2019-2020      No. of Students: NA

Overall

Exam	Avg. % Score	Avg. Grade	Grade Distribution	# Students	# Absentees	# Pass	# Fail	Highest % Score	Lowest % Score	# Distinction	# Centum
Term 2	70	B2	<div><div>E</div><div>D</div><div>C2</div><div>C1</div><div>B2</div><div>B1</div><div>A2</div><div>A1</div></div> <div><div>0</div><div>3</div><div>5</div><div>7</div><div>6</div><div>7</div><div>11</div><div>7</div></div>	46 <div><div>28</div><div>18</div></div>	0	46 <div><div>28</div><div>18</div></div>	0	95.17 <div><div>93.67</div><div>95.17</div></div>	33.32 <div><div>33.32</div><div>36.86</div></div>	5 <div><div>3</div><div>2</div></div>	0

Male Female

